



## MoversSuite Version 2022 R02

RELEASE DATE: January 24, 2022

### Version 2022 R02 Notices

This section lists important notices related to MoversSuite.

#### COVID-19 Updates

Get the latest updates on COVID-19 and EWS Group's response on it at [COVID-19 Information](#) or read our blog <https://ewsgroup.com/blog/covid-19-information-and-links/>. Also, read ISV Solution for GP and their blog on several things you can learn in terms of fraud, payroll, working from home, etc. at <https://www.greenshades.com/blog/>.

#### End of Crystal Reports

MoversSuite does not support Crystal Reports anymore as methodically indicated in the notices section of our previous releases. However, you can continue to run these reports outside of MoversSuite and still link to MoversSuite data.

For those of you with custom Work Tickets created in Crystal Reports, we do offer two options to continue to generate Work Ticket reports through MoversSuite:

1. Option one is to switch the report in [Report Setup](#) to one of the MoversSuite provided Work Tickets reports. These are [Reporting Services](#) documents and are already in use by a large number of companies. Refer to the [Work Ticket Report](#) and [Report Setup](#) topics for additional information.
2. A second option is to create your own custom Work Tickets through [Forms Designer](#). You can view the [Custom Work Tickets](#) topic to learn more about this option.

The default [Work Ticket Report](#) will continue to be available as it is for any of you who do not utilize Crystal Reports.

# Version 2022 R02 Summary

The following table contains the counts of the following items related to this release.

#	Change Summary
1	New Product Feature
	Release Enhancement
1	Release Fix
2	Schema Change (tables affected)
2	Admin Changes
	Standard Reports Affected

## Release Hyperlinks:

[Printable Release Notes](#)

[System Requirements](#)

[Release Highlights](#)

## Other Hyperlinks:

[Open the Online Support Page](#)

[Access our Product Feedback Site](#)

# Version 2022 R02 Features

This section lists the features added to MoversSuite.

## ADP Integration

**This integration between MoversSuite and ADP is launched to support payroll processing for crew punch times.**




With the new [ADP Integration](#), crew punch activity entered through the [MSCrew](#) app and managed and approved through the [Mobile Crew Time](#) dialog can be transmitted to [ADP](#) for further payroll processing through the [Export Punches to Payroll](#) screen.



If you are interested in establishing an [ADP Integration](#), please contact our [Sales Team](#) for pricing. You can also visit the [ADP Integration](#) topic to read more about this new feature.

## Export Punches to Payroll Screen Updates

The [Export Punches to Payroll](#) screen has been updated to transmit punch activity to [ADP](#) as part of the new [ADP Integration](#). Additionally, the [Export Punches to Payroll](#) screen features a new **Refresh Data** button that allows you to pull in the latest punch activity for the specified date range and branch setting.

**Export Punches to Payroll**

Date Range:   to   Branch:  

Employee	Employee Number	Approved Punches	Pending Punches	
Bobby Cheese	43040	4	0	
Adelina Cesiro	63004	8	0	

Punches in Batch: 12

Figure 1: Export Punches to Payroll with new Refresh Data button

## MoversSuite Administration Updates

In [XML System Setup \(Administration > XML System\)](#), you can now define payroll mappings needed to support [ADP](#).

ADP

General Credentials

Interface: ADP Internal System: ADP

External System: ADP

+ Click here to add a new XML System Option [View Details](#)

+ Click here to add a new XML System Data Type Map [View Details](#)

+ Click here to add a new Web API Connector [View Details](#)

If a time punch matches the following criteria, then the specified Payroll Account Code will be sent with the punch to the payroll provider.

+ Click here to add a new XML System Payroll Account Map [View Details](#)

Branch: EWS Group Moving & Storage (1623)	Payroll Acct Code: 207219	Ranking: 3
Branch: EWS Group Moving & Storage (1623)	Payroll Acct Code: 207299	Ranking: 3
Branch: EWS Group Moving & Storage (1623)	Payroll Acct Code: 207205	Ranking: 1
Branch: EWS Group Moving & Storage (1623)	Payroll Acct Code: 207239	Ranking: 2

Duplicate Delete Save Cancel

Figure 2: XML System Setup

The new **XML System Payroll Account Map** is designed to allow you to determine which activity based on branch of service, move type, etc. is sent to **ADP** for the specific Time Punch Employee. When you add or edit one of the XML System Payroll Account Map records, you now access a new **Add XML System Payroll Account Map** dialog.

**Add XML System Payroll Account Map**

Ranking: 1

Employee Is Lead On Service

Order Authority: Own Authority

Order Commodity: HHG

Employee's Labor Type: Local Driver

Move Type: -none-

Payroll Acct Code for Crew Working Under Lead: 207299

Branch: EWS Group Moving & Storage (1623)

Local Service Class: -none-

Order Move Type Group: COD Local

Time Punch Employee: Bobby Cheese

Local Service Type: -none-

Payroll Acct Code: 207205

Buttons: Add, Cancel

Figure 3: The new Add XML System Payroll Account Map dialog

Also, within [XML System Setup](#), you can access a new **Credentials** tab allowing you link MoversSuite to an SSL certificate and enter Client ID and Client Secret information that can be passed on to an external source. Currently, this new tab is referenced only for the [ADP Integration](#).

**ADP**

General | **Credentials**

Buttons: Load SSL Certificate..., Remove SSL Certificate and Credentials...

User ID: joeLogin

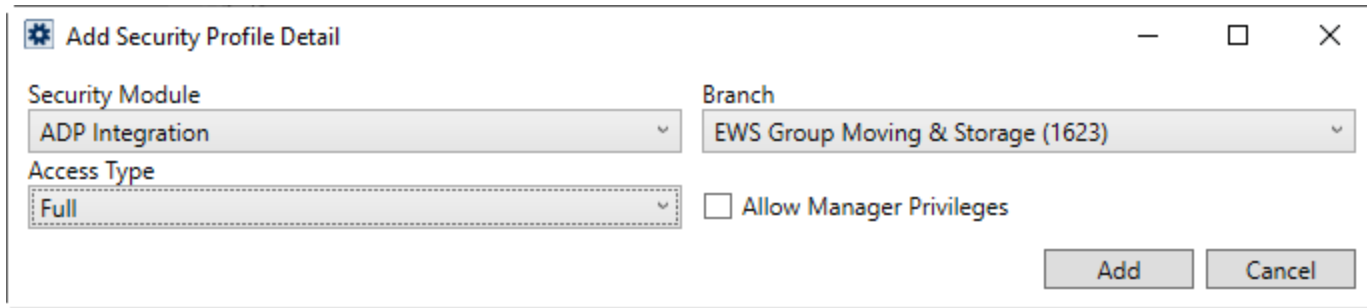
Password: [Masked]

Cert Last Updated: 1/17/2022 11:52:24 AM

Buttons: Duplicate, Delete, Save, Cancel

Figure 4: Credentials tab available through XML System setup.

In [Security Profile Setup \(Personnel > Security Profile\)](#), a new Security Module for “ADP Integration” is available. This module grants user access to specific branches within the [Export Punches to Payroll](#) screen. The “ADP Integration” module is branch-specific, meaning that only branches defined within the profile show in the screen and functionality defined through the Access Type is specific to that branch.



The screenshot shows a dialog box titled "Add Security Profile Detail". It features three dropdown menus: "Security Module" (set to "ADP Integration"), "Branch" (set to "EWS Group Moving & Storage (1623)"), and "Access Type" (set to "Full"). There is an unchecked checkbox labeled "Allow Manager Privileges". At the bottom right, there are "Add" and "Cancel" buttons.

Figure 5: Add Security Profile Detail dialog

Read more about these changes within the [ADP Integration Setup](#) topic.

**RELATED:**

[ADP Integration](#)

[MoversSuiteCrew Mobile Application](#)

[Schema Changes Version 2022R02](#)

**INTERNAL REFERENCE:**

MOV-6246, MOV-6357

# Version 2022 R02 Enhancements

This section lists the enhancements added to MoversSuite.

**NO ENHANCEMENTS ADDED TO THIS RELEASE**

-



# Version 2022 R02 Fixes

This section lists the fixes made to MoversSuite.

## MSWeb

**Local Service options available in selectable dropdowns are now specific to the module being used, i.e. Order Information, Office Industrial, etc.**

This enables more efficient and appropriate choice selections within the MSWeb application.

### **INTERNAL REFERENCE:**

MOV-6369

# Version 2022 R02 Database Changes

The following table lists changes made to the MoversSuite database for this release.

Table	Change
MobileCrewTimeSentToXMmlInterface	Added AccountCodeSentToInterface to capture the type of account payroll activity was sent through to the payroll processor. Refer to the <a href="#">ADP Integration</a> for additional information. (MOV-6246)
XmlSystemPayrollAccountMap	New table storing payroll mapping data set for an <a href="#">ADP Integration</a> record within <a href="#">XML System Setup</a> . Specifically, these data are defined within the <a href="#">Add XML System Payroll Account Map</a> dialog. Refer to the <a href="#">ADP Integration Setup</a> topic for more information. (MOV-6246)

[View MoversSuite Database Tables \(2022R02\)](#)

**RELATED TOPIC:**  
[Schema Changes](#)

# Version 2022 R02 Release Requirements

Please refer to the following information regarding the hardware and software required to support MoversSuite and related systems.

View the [MoversSuite System Compatibility](#) topic for a list of products that are compatible with MoversSuite.

Refer to the [System Requirements](#) section for a complete list of hardware and software requirements.

## Recent Changes

This section lists recent changes to the requirements that affect this version of MoversSuite.

### Microsoft Windows 11 Compatibility

As of MoversSuite 2021 R18, MoversSuite is compatible with Microsoft Windows 11.

Refer to our [System Requirements](#) for more information on the hardware and software compatible with MoversSuite.

### Microsoft Windows Server 2016 Compatibility

As of MoversSuite 2017 R04, MoversSuite is compatible with Microsoft Windows Server 2016.

Refer to our [System Requirements](#) for more information on the hardware and software compatible with MoversSuite.

Please contact our [EWS Sales](#) team to discuss upgrade options.

### Microsoft SQL Server 2016 Compatibility

As of MoversSuite 2017 R04, the MoversSuite development environment is compatible with Microsoft SQL Server 2016.

Refer to our [System Requirements](#) for more information on the hardware and software compatible with MoversSuite.

Please contact our [EWS Sales](#) team to discuss upgrade options.

## Dynamics GP Requirements

MoversSuite is compatible with the following:

- Microsoft Dynamics GP 18 series (with custom code for correct series) (\*\*)
- Microsoft Dynamics GP 2016 R2 (with ATIP Build 16.0.2) (\*)

\*\* - Microsoft SQL Server 2014 or higher is required

\* - Microsoft SQL Server 2012 or higher is required

Additional considerations can be found by viewing the information available in the following links:

[System Requirements for Microsoft Dynamics GP 2018](#)

[System Requirements for Microsoft Dynamics GP 2016](#)

## Browser Version Requirements for QuickBooks Online Connection Authorization

Due to security requirements, only Chromium-based embedded browsers such as Google Chrome, Mozilla Firefox, Microsoft Edge, and Safari (11+) are supported for QuickBooks Online Connection Authorization screens. This is for the users who first turn the QuickBooks feature on. Or, in case, the feature is being used after a long while. Refer to this blog for further details on changes made.

The Internet Explorer 11-based embedded browsers are not compatible for the authorization purpose.

## Browser Security Requirements for Credit Card Payments

With recent changes to support TLS 1.2 encryption protocol enforced by the credit card and banking industries, your internet browser must support TSL 1.2 encryption to process [Electronic and Online Payments](#). Refer to the [Browser Security Settings](#) topic for more information on this requirement on how to test your browser.

## Windows Domain Authentication to log into MoversSuite

With the release of MoversSuite Version 2017 R08, you get the ability to open MoversSuite by using the credentials you enter when logging into your Windows environment. MoversSuite references the user identity associated to your Windows account to retrieve your MoversSuite login information. Then, when you launch MoversSuite or MoversSuite Administration, it opens without you having to enter your MoversSuite username and password.



**If your company is not utilizing Windows Domain Authentication, then you will be unable to upgrade to version 2017 R08 or later. (8638)**

## IBM MQ Client 8.0.0.X

For all UniGroup agents, UniGroup requires IBM MQ Client 8.0.0.X. If you upgrade on your own and want to download this latest version of IBM MQ Client, then you can do so through this link:

<http://www-01.ibm.com/support/docview.wss?uid=swg24037500#1>.

# Version 2022 R02 Known Issues

The following issues are problems that may affect your decision to upgrade to this version of MoversSuite. The following issues are not resolved for this release.

## QuickBooks Support for IE11 Deprecating for Authorization Screens (September 8, 2020)

Due to security requirements, starting Sept. 8, 2020, only Chromium-based embedded browsers will be supported for **QuickBooks Online Connection Authorization** screens and Internet Explorer 11-based embedded browsers will no longer work.

For authorization process in MoversSuite, the previous two versions of Google Chrome, Mozilla Firefox, Microsoft Edge, and Safari (11+) are supported. This is for the users who first turn the QuickBooks feature on. Or, in case, the feature is being used after a long while. Refer to [this blog](#) for further details on changes made.

## Supported Windows Themes

Related to the scaling issue (listed below), MoversSuite recommends that if your client server is on Windows 10, that you avoid using themes developed for earlier versions of Windows, such as the Aero theme which was developed for Windows 7. In other words, please load and use themes developed for the current version of Windows that you are on.

**NOTE:** The Aero theme works well with Windows Server 2008 R2. Reference the following video as a guide to installing the theme service and theme itself:

[https://www.youtube.com/watch?v=Q\\_8VopNXVhE](https://www.youtube.com/watch?v=Q_8VopNXVhE)

Here is a link to additional information on Desktop Themes:

<https://support.microsoft.com/en-us/help/13768/desktop-themes-featured>

## Screen scaling not available with MoversSuite

With the advances in screen size and resolution, many underlying applications are not able to deal with all the variations in configurations available to the variety of high definition (HD) screens. Due to this limitation, MoversSuite cannot scale as desired in all situations. Many of you may have purchased HD monitors and have seen issues such as not being able to read field labels, etc.

Until there is a better solution to scaling, EWS Group recommends that if you experience scaling problems with the MoversSuite application keep the size of your application to 100% and change the resolution as desired.

On Windows machines, you can verify and/or update the display settings as follows:

1. Right-click somewhere on your desktop and select **Display Settings**
2. Set the **Change the size of text, apps, and other items** to 100%.
3. Click on **Apply** to save the changes.
4. Click on **Advanced display settings**.

5. Make changes to the **Resolution** as needed.
6. Click on **Apply** to save the changes.
7. Close the screen by pressing the **X** in the upper right-hand corner of the screen.

**UPDATE:** With the release of MoversSuite 2018 R15, a solution has been implemented to address many of the issues involving scaling. (3705, 4114)